

# THE SEARCH FOR NEUTRON SIGNAL FROM LIGHTNING DISCHARGES AT TIEN SHAN

A.Shepetov<sup>a,b</sup>, A.Gurevich<sup>a</sup>, A.Chubenko<sup>a</sup>, A.Karashtin<sup>c</sup>,  
O.Kryakunova<sup>e</sup>, M.Ptitsyn<sup>a</sup>, V.Ryabov<sup>a</sup>, T.Sadykov<sup>f</sup>, N.Salikhov<sup>e</sup>,  
Yu.Shlyugaev<sup>d</sup>, L.Vil'danova<sup>b</sup>, K.Zybin<sup>a</sup>

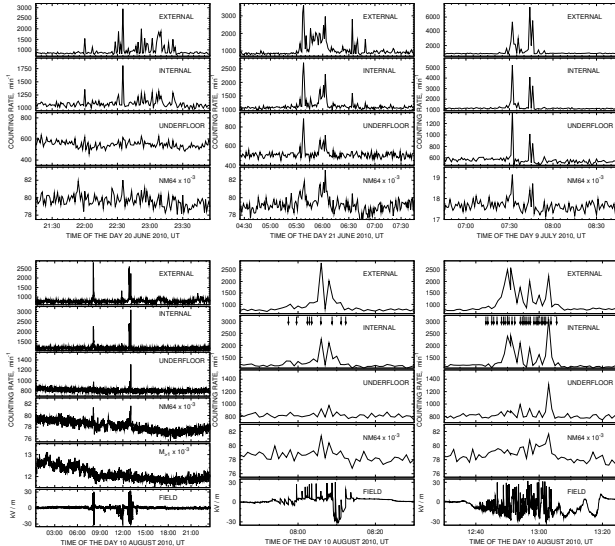
- (a) P.N.Lebedev Physical Institute, Moscow, Russia
- (b) Tien Shan Mountain Cosmic Ray Station, Almaty, Kazakhstan
- (c) Research Radiophysics Institute, Nizhny Novgorod, Russia
- (d) Institute for Applied Physics, Nizhny Novgorod, Russia
- (e) Institute of Ionosphere, Almaty, Kazakhstan
- (f) Institute for Physics and Technology, Almaty, 11, Kazakhstan

2016

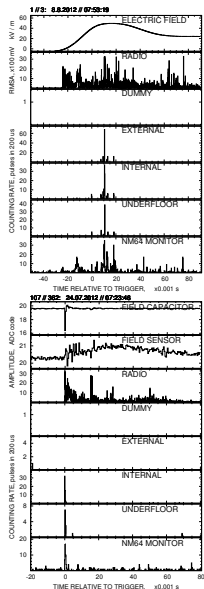
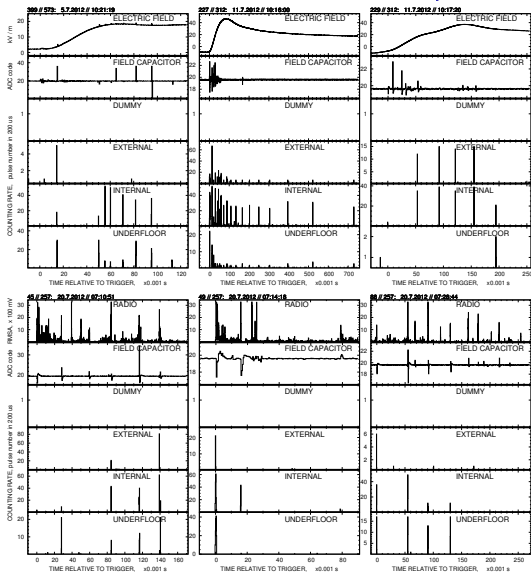
# CONTENT

- The history of neutron detector signal investigation at Tien Shan in thunderstorm times (what's done? – 2010–2013):
  - \* the neutron intensity variation in the NM64 supermonitor;
  - \* high-resolution intensity measurements with a lightning trigger;
  - \* efficiency calculations for the Tien Shan neutron detectors;
  - \* estimations of the typical neutron energy and momentary neutron flux at lightning discharges.
- The modern scheme of Tien Shan neutron experiments:
  - \* the newly designed detector set-ups for accurate neutron registration under thunderstorm conditions;
  - \* the registration of neutron data and procedure of their operation.
- Experimental results on the search for neutron signals at thunderstorm times in 2015-2016 seasons.

# 2010: an increase of the signal from Tien Shan neutron detectors at thunderstorm time



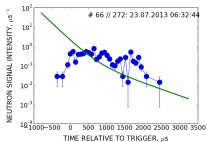
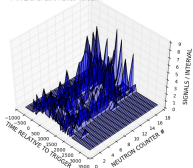
# 2011–2012: neutron intensity measurements with enhanced temporal resolution



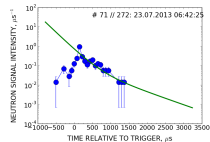
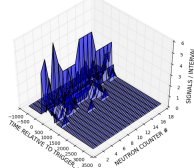


# 2013: precise registration of the neutron monitor signal

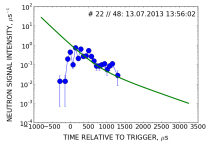
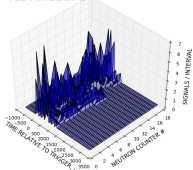
# 66 // 27: 23.07.2013 06:32:44



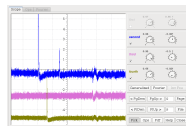
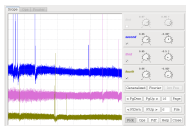
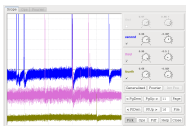
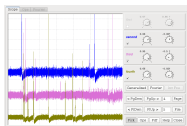
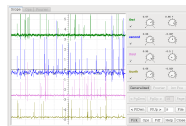
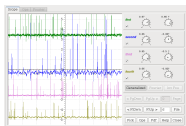
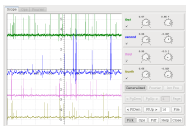
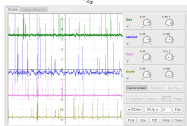
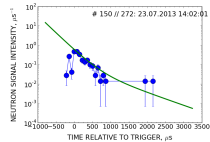
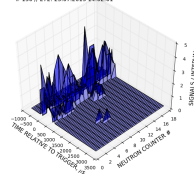
# 71 // 27: 23.07.2013 06:42:25




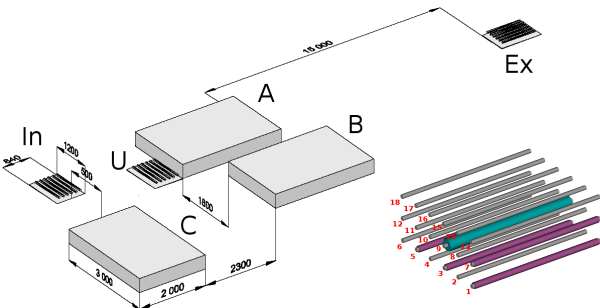
# 22 // 48: 13.07.2013 13:56:03



# 150 // 27: 23.07.2013 14:02:01




# Tien Shan neutron detector set-ups in 2010–2013

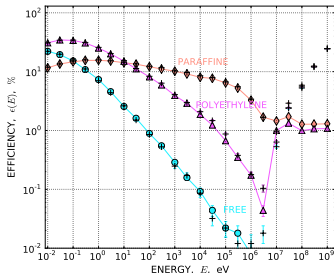
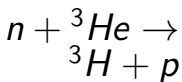

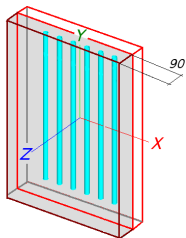
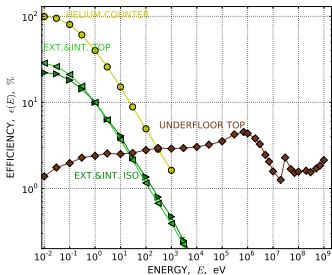
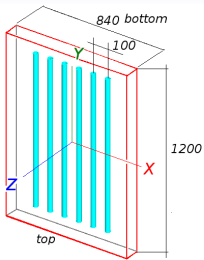


Neutron detectors:

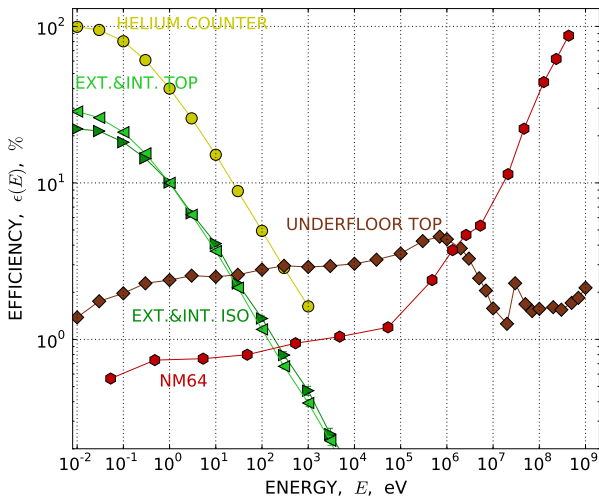
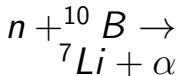
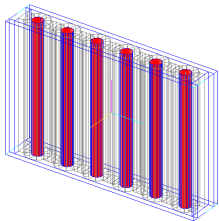
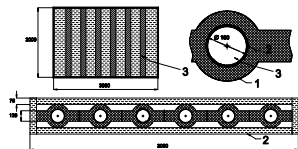
- External (*Ex*);
- Internal (*In*);
- Underfloor (rubber shielded, *U*);
- the NM64 type neutron monitor (three units: *A*, *B*, *C*);
- neutron counters in *160M* detector point (*PUP*, 2013).



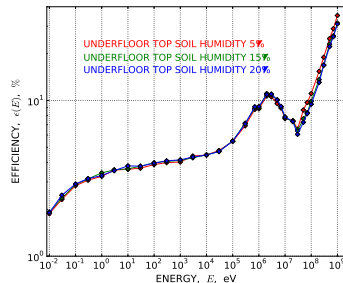
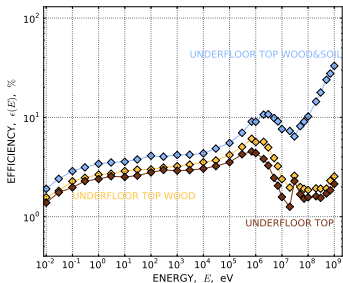
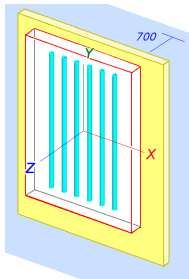
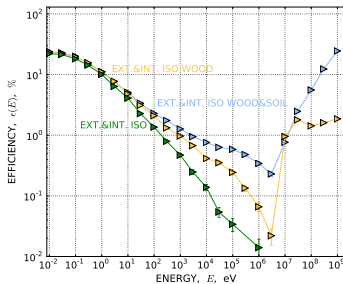
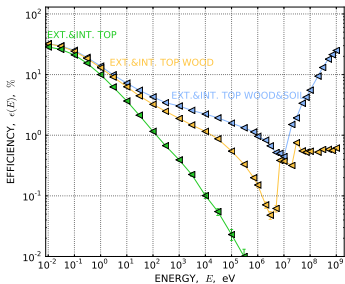
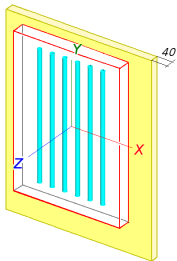
# Calculations of the neutron detection efficiency (*Geant4*)



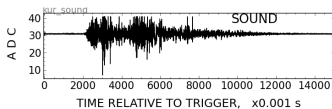
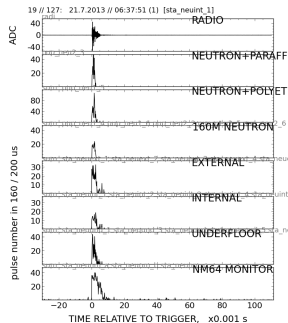
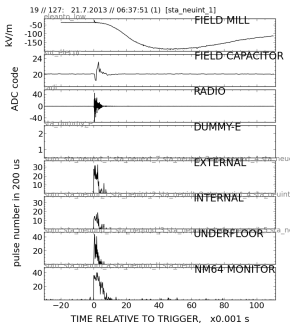
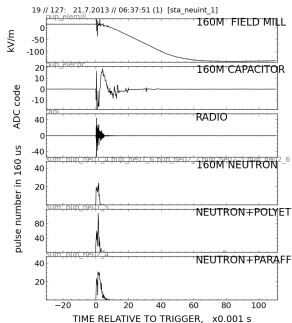
# Efficiency of the neutron supermonitor (*Geant4*)



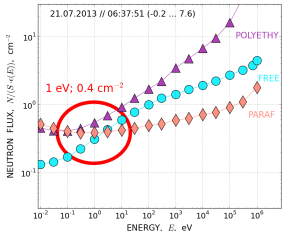
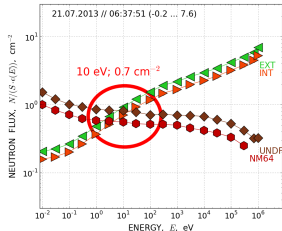
# Neutron detectors & outer environment (*Geant4*)



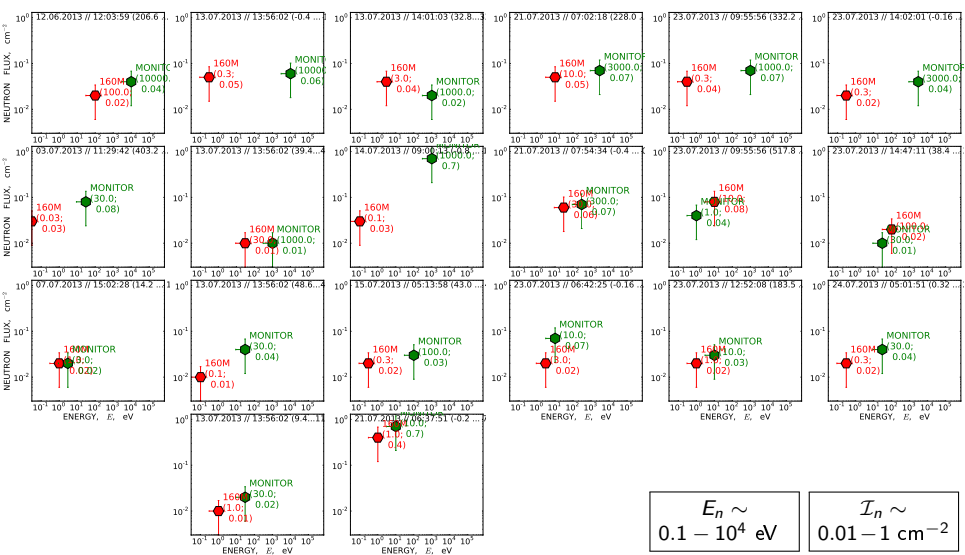
# Effective energy and fluence of the neutron flux



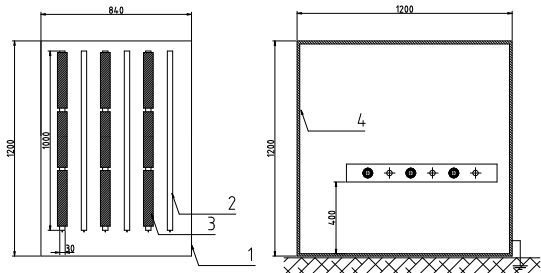
$$F = N_p / (S \cdot \epsilon(E))$$




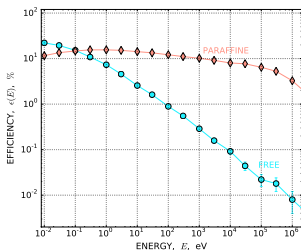
# Fluence & energy estimations of transient neutron flashes



# Current experiments – I: the *SHIELDED* neutron detector

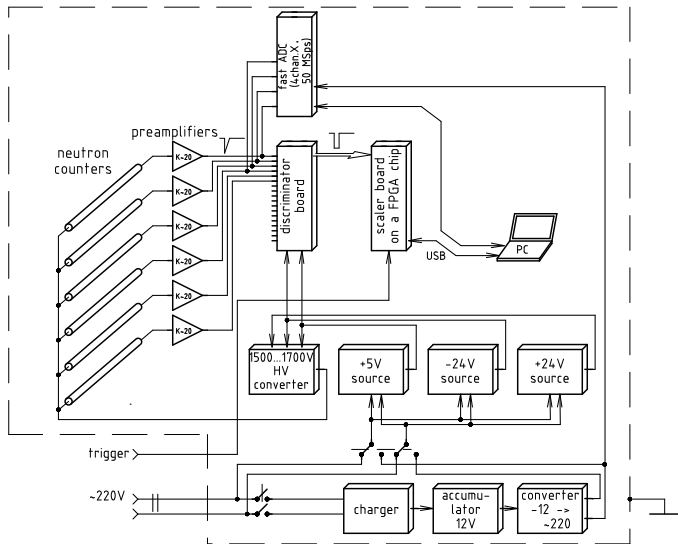


- 1 – aluminum box with 1 mm wall thickness;
- 2 – the "Helium-2" neutron counter,
- 3 – 10 mm thick paraffin moderator;
- 4 – the solid electromagnetic shielding of 2 mm iron sheets.



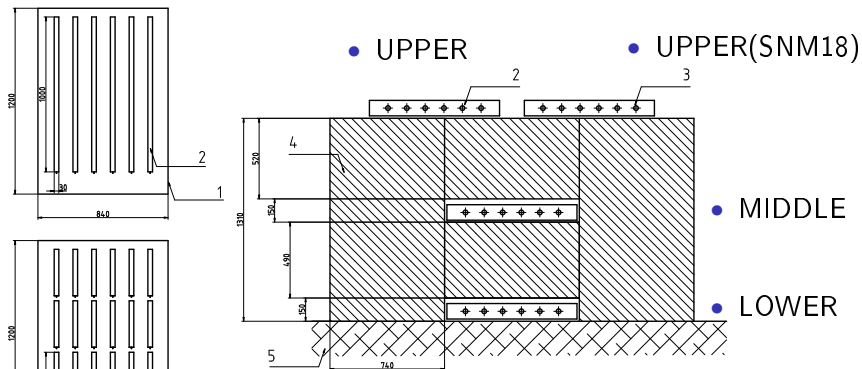


# Shielded neutron detector: the basic operation principles




- 160  $\mu$ s resolution of pulse intensity measurements;
- synchronization with lightning trigger;
- simultaneous check of the neutron signal waveform with a 20 ns resolution;
- simultaneous monitoring of pulse intensity variation with a 1–10 s resolution;
- fully autonomous powering from internal accumulator source in thunderstorm time.

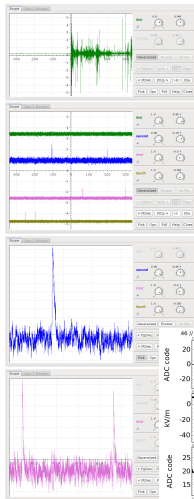
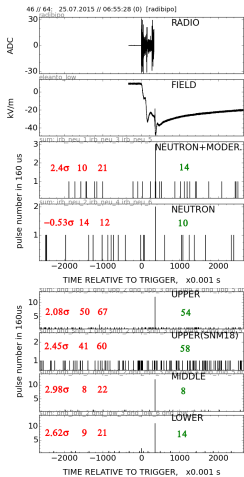
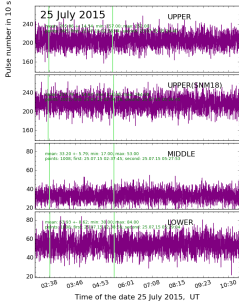
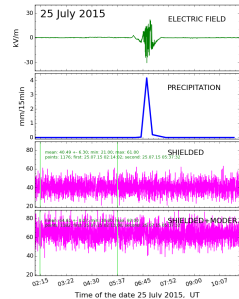
## Current experiments – II: the neutron detector with *DEEP* absorber



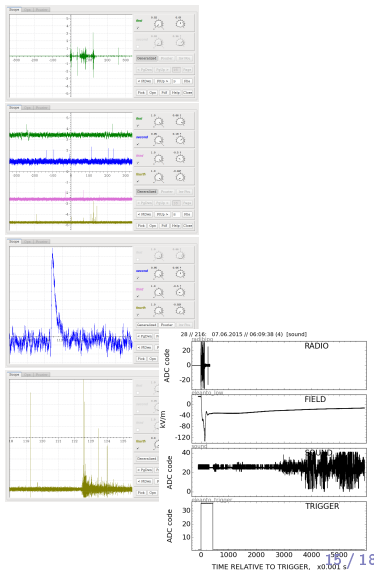
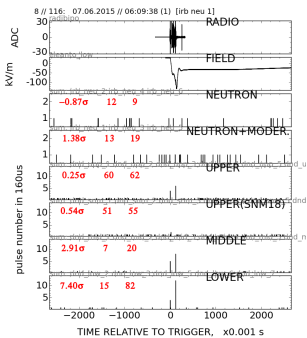
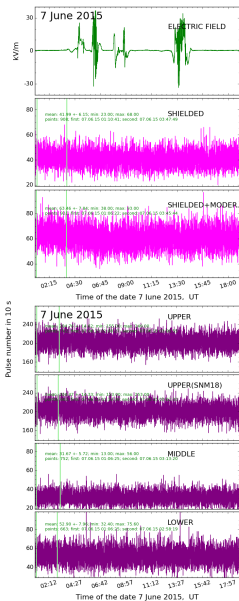
- 1 – aluminum box with 1 mm wall thickness;  
 2 – the "Helium-2" neutron counter,  
 3 – the "SNM-18" neutron counter,  
 4 – neutron absorber/reflector of rubber ( $C_2H_2$ )<sub>n</sub>;  
 5 – concrete floor.



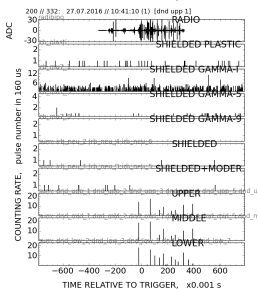
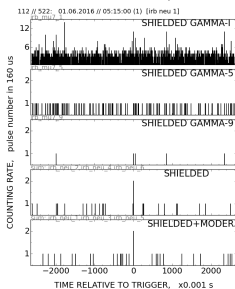
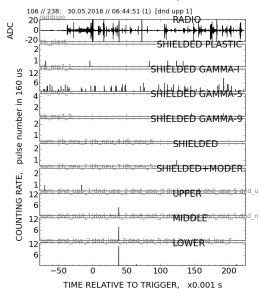
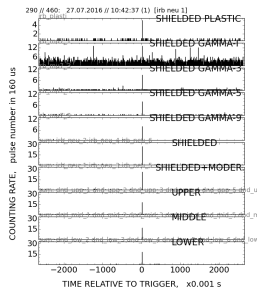
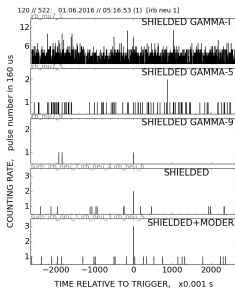

# 25 JULY 2015 // 06:55:28



# 7 JUNE 2015 // 06:09:38



# Neutron events of the 2016 summer season



# CONCLUSION

- the following results were obtained in previous measurements at Tien Shan for the transient neutron flux enhancements at the km-scale distance from the region of lightning discharge:
  - \* typical duration  $< 1$  ms;
  - \* characteristic neutron energy in the limits of  $0.1 - 10^4$  eV;
  - \* the fluence about  $0.01 - 1$  neutron/cm<sup>-2</sup>.
- to check reliability of these conclusions, at the present time (during the 2015-2016 summer seasons) the registration succeeds on a number of neutron detectors with advanced electromagnetic shielding and different operation conditions, and the set of newly obtained data is now under consideration.

# As an afterward: the *ERG* experiment (LPI, Moscow)

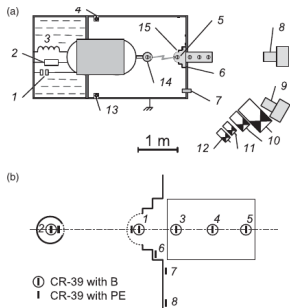


FIG. 1. The scheme of the laboratory experiment. (a) Layout of diagnostics: 1, 2, capacitive and active dividers; 3, high voltage input from Marx generator; 4, 13, magnetic probes; 5, track detectors; 6, anode shunt; 7, Rogowski coil; 8, 9, integral cameras; 10, scintillation detectors; 11, UV radiation detector; 12, PMT to visible light; 14, cathode; 15, anode. (b) Layout of CR-39 track detectors: 1, inside the anode; 2, inside the cathode; 3, 4, 5, axially placed in water; 6, 7, 8, radially placed at different distances from the discharge.

A.V.Agafonov, A.V.Bagulya, O.D.Dalkarov *et al*  
 Observation of neutron bursts produced by  
 laboratory high-voltage atmospheric discharge //  
 Phys. Rev. Letters 111, 115003 (2013)

A.V.Agafonov, V.A.Bogachenkov, A.P.Chubenko  
*et al* Observation of hard radiations in a laboratory  
 atmospheric high-voltage discharge // Submitted to  
 Phys. Rev. Letters (2016)

